









KOHLER GENUINE PARTS

Toilet Identification		Toilet Details					Tank Cover	
Toilet Name	Toilet Combo K#	Revision Code	Tank K#	Bowl K#	Bowl Shape	K#	Service Part #	
Gabrielle Comfort Height Gabrielle 	3322 3322-RA	aa	one-piece	8459	elongated	---	85407	
Santa Rosa 	3323	aa	one-piece	---	elongated	---	88497	
Portrait Comfort Height Portrait 	3357	aa	one-piece	---	elongated	---	89809	
Revival 	3360 3360-BR 3360-G	aa - ba	one-piece	---	elongated	---	83347	
Pillow Talk 	3378	aa - ac	one-piece	---	elongated	4585	82530	
Pillow Talk Power Lite 	3379	aa - ba	one-piece	---	elongated	---	83675	
Palare Water-Guard 	3383	aa ba ca	one-piece	---	elongated	4560	82812 82812 83229	
San Raphael Lite San Raphael 	3384	aa - ba cb	one-piece	---	elongated	---	84250	

Toilet Combo K# Code Glossary:

C = 3.5 gallon commercial
 CR = 3.5 gallon commercial, right-hand trip lever
 CT = 3.5 gallon commercial, tank locks
 K = Ecolite
 KU = Ecolite, Insulated tank
 L = Bedpan lugs
 LR = Bedpan lugs, right-hand trip lever
 RA = Right-hand trip lever








Trip Lever		Toilet Seat		Service Part Numbers			Comments
K#	Service Part #	K#	Service Part #	Float/Fill Valve	Flush Valve	Flush Ball / Flapper	
9440	87115 87114	4652	74919	87296	87112	85655	
9440-L	87115	---	89995	87961	87112	85655	
9443	83725	4652	74919	87296	89827	89825	
---	83725	---	85330	84679	84305	84138	
9426	91489	4678	74929	---	---	42388 83064	
9433	81996	4678	74929	84531	84153	---	84153: pump flush assembly
9415	81610	4674	74928	30668 84498	---	---	87449 83064 84533: replace valve recommended 84498: complete tank fitting
9430	85114	4653	74917	84679	84284 84996	84138 84995	

RZ = Right-hand trip lever, Insulated tank, tank locks
 T = Tank locks
 TR = Tank locks, right-hand trip lever
 U = Insulated tank

UR = Insulated tank, right-hand trip lever
 UT = Insulated tank with tank locks
 X = Peacekeeper seat/flush mechanism
 XU = Peacekeeper seat, Insulated tank

KOHLER GENUINE PARTS

Toilet Identification			Toilet Details			Tank Cover	
Toilet Name	Toilet Combo K#	Revision Code	Tank K#	Bowl K#	Bowl Shape	K#	Service Part #

 Rochelle	3385	ba	one-piece	---	elongated	4539	84079
		ca				4539	84079
	3385 - C	aa				4539	84079
 Rialto Rialto Lite	3386	aa - ba	one-piece	---	round	---	84252
		ea					
Champlain	3390 - after 1973 3390 - prior to 1973	---	one-piece	---	elongated	4547	84083
 San Raphael Pressure Lite	3394	all, except: cb fb, gb, hb	one-piece	---	elongated	4584 4616	66370 83008 83844
San Raphael Timed Flush	3395	eb	one-piece	---	elongated	4536	82931
 San Raphael	3397	---	one-piece	---	elongated	4536	82931
		aa - ba					
 San Raphael Power Lite (residential) San Raphael Power Lite (commercial)	3398 3399	ba	one-piece	---	elongated		84628
Pompton	3400	---	one-piece	---	round	4546	84082
Cabernet Water-Guard	3401	aa - ba	one-piece	---	round	4580	82848
 Rialto	3402	---	one-piece	---	round	4530	81180
		aa					
		ba					
 Rialto Pressure Lite	3404	aa - db	one-piece	---	round	4627	81177
	3404	eb					83011
	3404	fb					83843
	3404	gb - hb					84146
	3404	jb					83844
Placid	3405 3405-T	---	one-piece	---	elongated	4538	84077 84076
San Miguel	3406	---	one-piece	---	elongated	4536	82931








Trip Lever		Toilet Seat		Service Part Numbers			Comments
K#	Service Part #	K#	Service Part #	Float/Fill Valve	Flush Valve	Flush Ball / Flapper	

* Please see the "comments" column.

9415	81610	4675	74931	30668 84498 *	---	---	87449 * 83064 *	87449: round shaped 83064: U-shaped 84503: replace valve recommended 84498: complete tank fitting
9430	85114	4662	74923	84679	84302 84996	84314 84995		
9416 (rim only)	77046 51211	4691	83787	30669	---	88921		
9429	75954	---	optional	---	---	---		
---	43131	---	optional	43119	83650	87449 * 83056 *	87449: round shaped 83056: U-shaped	
9419	81609	4652	74919	---	---	42388 *	42388: round shaped	
				84499 *	84503 *	83064 *	83064: U-shaped 84503: replace valve recommended 84499: complete tank fitting	
---	81996 (switch) 81996-A	---	74917	84531	84638 *	---	84638: pump flush assembly	
9416 (rim only)	77046	---	optional	30668	---	88921		
9427	500250	4662	74923	84453 84498	83094	87449 * 83064 *	87449: round shaped 83064: U-shaped	
9419	81609	4662	74923	---	---	42388 *	42388: round shaped	
				84499 *	84503 *	83064 *	83064: U-shaped 84503: replace valve recommended 84499: complete tank fitting	
9429	75954	4662	74923 74923 74923 74917	---	---	---		
9401	500195	---	optional	30683	30679	---		
9422	81608	4653	74917	30671	84217	42388 * 42388 *	42388: round shaped	

KOHLER GENUINE PARTS

Toilet Identification			Toilet Details			Tank Cover	
Toilet Name	Toilet Combo K#	Revision Code	Tank K#	Bowl K#	Bowl Shape	K#	Service Part #
		aa		---		4536	82931

	3407 - all but below	aa	4512	4229	elongated	4534	82869
	3407 - T, UT	aa				4534-T	80557
	3407 - U						82869
	3408	aa - ba	one-piece	---	elongated	4582	82565
	3410 - EB	aa	4515	4335-ER	elongated	---	---
	3411	aa	4516-A	4336	round	---	---
	3412 - EB	aa	4516-A	4335-ER	elongated	---	---
	3412 - U						
	3413	aa	4516-A	4336	round	---	---
	3414 - all but below	aa	4597	4237	round	4598	80627
	3414 - T, UT	aa	4597 - T, UT			4598-T	81258
	3415 - all but below	aa	4504	4220	elongated	4559	80424
	3415 - T, UT	aa	4504 - T, UT			4559-T	81422
	3415 - CT						
	3417	aa	4586	4227	round	4587	80006
	3417-CE	aa					
	3419	aa	4447	4247	elongated	---	84274
	3420 - all but below	aa - ac	4512	4236	elongated	4534	82869
	3420 - K	aa	4512 - K	4236-K		4534	82869
	3420 - KU	aa	4512 - KU	4236-K		4534	82869
	3420 - T, UT	aa - ac	4512 - T, UT	4236		4534-T	80557
	3420 - X	aa	4512 - XE	4236		4534	82869
	3420 - XU	aa	4512 - EU	4236		4534	82869
	3421 - all but below	aa - ac	4512	4237	round	4534	82869
	3421 - K	aa	4512 - K	4237-K		4534	82869
	3421 - KU	aa	4512 - KU	4237-K		4534	82869
	3421 - T, UT	aa - ac	4512 - T, UT	4237		4534-T	80557
	3421 - X	aa	4512 - XR	4237		4534	82869



Trip Lever		Toilet Seat		Service Part Numbers			Comments
K#	Service Part #	K#	Service Part #	Float/Fill Valve	Flush Valve	Flush Ball / Flapper	
						83064 87449	83064- U-shaped



* Please see the "comments" column.

9404-L	30324	4653 4652 4653	74917	75422	83991	85160	
9427	500250	4653	74917	---	---	87449 83064	87449: round shaped 83064: U-shaped
---	see parts book	---	optional	76171	89187	87449	
---	see parts book	---	optional	30671	89187	87449	
---	see parts book	---	optional	76171	89187	87449	
---	see parts book	---	optional	30671	89187	87449	
9404-L	30324	---	optional	75422	83991	84541	
9423	81611	4653	74917	30652	89187	87449	
---	500173	4656	74927	30653	500176-AU	---	
9430	76878	4652	74919	84481	85323	84541	
9404-L	30324	---	optional	75422	83991	84541	
9431	84128	---	optional	84150	84144	84143	
9431	84128	---	optional	84150	84234	84354	
9404-L	30324	---	optional	75422	83991	84541	
---	---	---	optional	93226			
---	---	---					
9404-L	30324	---	optional	75422	83991	84541	
9431	84128	---	optional	84150	84144	84355	
9431	84128	---	optional	84150	84234	84354	
9404-L	30324	---	optional	75422	83991	85160	
---	---	---					



KOHLER GENUINE PARTS

Toilet Identification			Toilet Details			Tank Cover	
Toilet Name	Toilet Combo K#	Revision Code	Tank K#	Bowl K#	Bowl Shape	K#	Service Part #
Wellworth Lite	3421 - XU	aa	4512 - PU	4237		4534	82869

Wellworth 	3422	aa - ca	4620	4276	elongated	---	84591
	3422	da	4620				82869
	3422 - RA	aa	4620 - RA				84591
	3422 - RA	ba	4620 - RA				84591
	3422 - RA	ca	4620 - RA				84591
	3422 - RZ	aa	4620 - T				84591-T
	3422 - RZ	ba	4620 - T				84591-T
	3422 - T, U, UT	aa - ca	4620 - T				84591-T
	3422 - T, U, UT	da	4620 - T				84591-T
	3422 - TR	aa	4620 - T				84591-T
	3422 - TR	ba	4620 - T				84591-T
	3422 - TR	ca	4620 - T				84591-T
Wellworth Peacekeeper 	3422 - UR	aa	4620 - UR				84591
	3422 - UR	ba	4620 - UR				84591
	3422 - X	aa	4620 - XE				84591
	3422 - X	ba	4620 - XE				84591
	3422 - XU	aa	4620 - EU				84591
	3422 - XU	ba	4620 - EU				84591

Wellworth 	3423	aa - ca	4620	4277	round	---	84591
	3423	da	4620				84591
	3423 - RA	aa	4620 - RA				84591
	3423 - RA	ba	4620 - RA				84591
	3423 - RA	ca	4620 - RA				84591
	3423 - RZ	aa	4620 - T				84591-T
	3423 - RZ	ba	4620 - T				84591-T
	3423 - T, U, UT	aa - ca	4620 - T				84591-T
	3423 - T, U, UT	da	4620 - T				80557
	3423 - TR	aa	4620 - T				84591-T
	3423 - TR	ba	4620 - T				84591-T
	3423 - TR	ca	4620 - T				84591-T
Wellworth Peacekeeper 	3423 - UR	aa	4620 - UR				84591-T
	3423 - UR	ba	4620 - UR				84591-T
	3423 - X	aa	4620 - XR				84591
	3423 - X	ba	4620 - XR				84591
	3423 - XU	aa	4620 - PU				84591
	3423 - XU	ba	4620 - PU				84591

Confidante	3425 - all but below	aa	4465	4234	round	4556	81509
	3425 - T	aa	4465 - T			4556-T	81511

Highline Comfort Height Highline 	3427	aa	4620	4274	ADA elongated	---	84591
	3427 - RA	aa	4620 - RA				84591
	3427 - RA	ba	4620 - RA				84591
	3427 - RA	ca	4620 - RA				84591
	3427 - RZ	aa	4620 - T				84591-T
	3427 - RZ	ba	4620 - T				84591-T
	3427 - T, U, UT	aa	4620 - T				84591-T
	3427 - T, U, UT	ba	4620 - T				84591-T
	3427 - TR	aa	4620 - T				84591-T
	3427 - TR	ba	4620 - T				84591-T
	3427 - TR	ca	4620 - T				84591-T
	3427 - UR	aa	4620 - UR				84591
Highline Peacekeeper 	3427 - UR	ba	4620 - UR				84591
	3427 - X	aa	4620 - XE				84591
	3427 - X	ba	4620 - XE				84591
	3427 - XU	aa	4620 - EU				84591
	3427 - XU	ba	4620 - EU				84591
	3428	aa	4512	4256	elongated	---	82869

Memoirs w/	3429	aa - bb	4454	4254	elongated	---	84406
------------	------	---------	------	------	-----------	-----	-------

Trip Lever		Toilet Seat		Service Part Numbers			Comments
K#	Service Part #	K#	Service Part #	Float/Fill Valve	Flush Valve	Flush Ball / Flapper	
---	---						

* Please see the "comments" column.










9404-L	30324	---	optional	85300	84246	85160	
---	30324		optional		83991		
9404-R	84231 *		optional		84246		84231: right, diamond hole
---	84591		optional		84246		84877: right, square hole
---	84877 *		optional		85406		
---	84877 *		optional		84246		
---	84877		optional		85406		
9404-L	30324		optional		84246		
---	30324		optional		85406		
9404-R	84231 *		optional		84246		
---	84877 *		optional		84246		
---	84877		optional		85406		
---	84877 *		optional		84246		
---	84877		optional		85406		
---	---	---	93228		84246		
---	---	---	93228		85406		
---	---	---	93228		84246		
---	---	---	93228		85406		

9404-L	30324	---	optional	85300	84246	85160	
---	30324		optional	75422	83991		
9404-R	84231 *		optional	85300	84246		84231: right, diamond hole
---	84591		optional	85300	84246		84877: right, square hole
---	84877 *		optional	85300	85406		
9404-L	30324		optional	85300	84246		
---	30324	---	optional	75422	83991		
9404-R	84231 *		optional	85300	84246		
---	84877 *		optional	85300	84246		
---	84877		optional	85300	85406		
---	84877 *		optional	85300	84246		
---	84877		optional	85300	85406		
---	---	---	96697	85300	84246		
---	---	---	96697	85300	85406		
---	---	---	96697	85300	84246		
---	---	---	96697	85300	85406		
---	30626	optional	---	30625	500370	---	

9404-L	30324		optional	85300	85406	85160	
---	30324		optional		85406		
9404-R	84231 *		optional		84246		84231: right, diamond hole
---	84877 *		optional		84246		84877: right, square hole
---	84591		optional		85406		
---	84877 *		optional		84246		
---	84877		optional		85406		
9404-L	30324		optional		84246		
---	30324		optional		85406		
9404-R	84231 *		optional		84246		
---	84877 *		optional		84246		
---	84877		optional		85406		
---	84877 *		optional		84246		
---	84877		optional		85406		
---	---	---	93228		84246		
---	---	---	93228		85406		
---	---	---	93228		84246		
---	---	---	93228		85406		
9404-L	30324	---	optional	75422	83991	84541	
9400	500189	---	optional	85300	84246	85160	

KOHLER GENUINE PARTS

Toilet Identification			Toilet Details			Tank Cover	
Toilet Name	Toilet Combo K#	Revision Code	Tank K#	Bowl K#	Bowl Shape	K#	Service Part #
Classic Design	3429 - U	aa	4454 - U				

Wellworth		3432	aa	4620	4273	elongated	---	84591	
		3432	ba	4620				84591	
		3432 - RA	aa	4620 - RA				84231	
		3432 - RA	ba	4620 - RA				84591	
		3432 - RZ	aa	4620 - T				84591-T	
		3432 - RZ	ba	4620 - T				84591-T	
	Wellworth Peacekeeper		3432 - T, U, UT	aa	4620 - T, U, UT				84591-T
			3431 - T, U, UT	ba	4620 - T, U, UT				84591-T
			3432 - TR	aa	4620 - T				84591-T
			3432 - TR	ba	4620 - T				84591-T
			3432 - TR	da	4620 - T				84591-T
			3432 - UR	aa	4620 - UR				84591
Wellworth Peacekeeper			3432 - UR	ba	4620 - UR				84591
			3432 - X	aa	4620 - XE				84591
			3432 - X	ba	4620 - XE				84591
			3432 - XU	aa	4620 - EU				84591
			3432 - XU	ba	4620 - EU				84591
			3433	aa	4621	4277	round	---	84095
Wellworth		3433	ca	4621				84095	
		3433 - RA	ba	4621 - RA				84095	
		3433 - RA	ca	4621 - RA				84095	
		3433 - RZ	aa	4621 - RZ				84095-T	
		3433 - RZ	ba	4621 - RZ				84095-T	
		3433 - T, U, UT	aa	4621 - T, U, UT				84095-T	
	Wellworth		3433 - T, U, UT	ca	4621 - T, U, UT				84095-T
			3433 - TR	ba	4621 - TR				84095-T
			3433 - TR	ca	4621 - TR				84095
			3433 - UR	aa	4621 - UR				84095
			3433 - UR	ba	4621 - UR				84095
			3434 - all but X	aa	one-piece	---	round	4623	81804
Rosario Rosario Lite		3434 - all but X	ab	4623			81804		
		3434 - all but X	bb	4635			86041		
		3434 - all but X	fb	4635			86041		
		3434 - X	aa	4623			81804		
		3434 - X	ab	4623			81804		
		3434 - X	bb	4635			86041		
	San Martine San Martine Lite		3434 - X	fb	4635			86041	
			3435 - all but X	aa	one-piece	---	elongated	4623	81804
			3435 - all but X	ab	4623			81804	
			3435 - all but X	ac	4623			81804	
			3435 - all but X	cd	4623			81804	
			3435 - X	aa	4623			81804	
Trocadero Power Lite		3435 - X	ab	4623			81804		
		3435 - X	bb	4635			86041		
		3435 - X	cc	4635			86041		
		3437	aa	one-piece	---	elongated	4614	84480	
		3438	aa	4621	4276	elongated	---	84095	
		Wellworth		3438	ba	4621			84095
3438 - T, UT	aa			4621 - T, UT			84095-T		
3438 - T, UT	ba			4621 - T, UT			84095-T		
3438 - RA	aa			4621 - RA			84095		
3438 - RA	ba			4621 - RA			84095		
3438 - RA	ca			4621 - RA			84095		


Trip Lever		Toilet Seat		Service Part Numbers			Comments
K#	Service Part #	K#	Service Part #	Float/Fill Valve	Flush Valve	Flush Ball / Flapper	









* Please see the "comments" column.

9404-L	30324			85300	84246	85160	
	30324				85406		
9404-R	84231 *				84246		84231: right, diamond hole
---	84877 *				84246		84877: right, square hole
---	84591-T				85406		
---	84877				84246		
9404-L	30324				84246		
	30324				85406		
---	84231 *				84246		
9404-R	84877 *				84246		
---	84877 *				85406		
---	84877				84246		
---	84877 *				85406		
---	84591				84246		
---	---	---	93228		84246		
---	---	---	93228		85406		
---	---	---	93228		84246		
---	---	---	93228		85406		
9404-L	30324			85300	84246	85160	
	30324				85406		
---	84877 *				84246		84877: right, square hole
---	84877				85406		
---	84877 *				84246		
---	84877				85406		
9432	84230	4662	74923	84030	83093	83064	
	84230	4662	74923	84031	83486	83064	
9432	84230	4662	74923	85318	83664	83064	
---	78423	---	74923	86282	86972	84995	
---	---	---	93229	84030	83093	83064	
---	---	---	93229	84031	83486	83064	
---	---	---	93229	85318	83664	83064	
---	---	---	86282	85149	84995	84995	
9432	84230	4653	74917	84030	83093	83064	
	84230	4653	74917	84031	83486	83064	
9432	84230	4653	74917	85318	83664	83064	
---	78423	---	74917	85318	83664	83064	
---	---	---	93228	84030	83093	83064	
---	---	---	93228	84031	83486	83064	
---	---	---	93228	85318	83664	83064	
---	---	---	93228	85318	83664	83064	
9433	81996	---	82923	84656	84153	---	

9404-L	30324 *	---	---	85300	84246	85160	30324: left
	30324 *				85406		84877: right
9404-L	30324 *				84246		
---	30324 *				85406		
---	84877 *				84246		
---	84877 *				85406		

KOHLER GENUINE PARTS

Toilet Identification			Toilet Details			Tank Cover	
Toilet Name	Toilet Combo K#	Revision Code	Tank K#	Bowl K#	Bowl Shape	K#	Service Part #
	3438 - RZ	aa	4621 - RZ				84095-T
	3438 - RZ	ba	4621 - RZ				84095-T
	3438 - TR	ba	4621 - TR				84095-T
	3438 - TR	ca	4621 - TR				84095-T
	3438 - UR	aa	4621 - UR				84095
3438 - UR	ba	4621 - UR				84095	








Memoirs w/ Stately Design 	3439	aa	4464	4254	elongated	---	84407
	3439	bb	4464				
	3439 - U	aa	4464 - U				
	3439 - U	bb	4464 - U				
Cayuga 	3440 - EB	---	4509	4210-ET	elongated	4549	84085
	3440 - PT	---	4509	4210-PT	round	4549	84085
	3440 - T	---	4509 - T	4210-PT	round	4549-T	84084
Wellesley Water-Guard 	3441 - all but below	aa	4504	4209	elongated	4559	80424
	3441 - T, CT, UT	aa				4559-T	81422
Folio Comfort Height Folio Highline 	3445	aa	4447	4274	elongated	---	84274
Wellington Lite 	3446	aa	4646	4246	elongated	---	83584
	3446	ba	4646				
	3446	bb	4646				
	3446 - U	aa	4646 - U				
	3446 - U	ba	4646 - U				
	3446 - U	bb	4646 - U				
Fleur Lite Fleur 	3447	aa - ab	4606	4267	round	---	83702
Folio 	3448	aa	4447	4276	elongated	---	84274
Folio 	3449	aa	4447	4277	round	---	84274
Boiton Aqua Vent	3450 - all but below	aa	4505	4205	elongated	4549	84085

Trip Lever		Toilet Seat		Service Part Numbers			Comments
K#	Service Part #	K#	Service Part #	Float/Fill Valve	Flush Valve	Flush Ball / Flapper	
---	84877 *				84246		
---	84877 *				85406		
---	84877 *				84246		
---	84877 *				85406		
---	84877 *				84246		
---	84877 *				85406		

* Please see the "comments" column.










9400	500189	---	optional	85300	84246	85160	
---	85086						
9400	500189						
---	85086						
9400	500189	---	optional	30671	89187	87449	
9423	81611	---	optional	30652	89187	87449	
9438	77785	4652	74919	84481	85323	85160	
9407	84229	4653	74917	76172 76172 85301 76172 76142 85301	84028 84608 85311 84028 84609 85312	83948	
---	83725	---	85332	84108	85302	83948	
9438	77785	4652	74919	84481	85323	85160	
9438	77785	4662	74923	84481	85323	85160	
9400	500189	---	optional	30671	89187	87449	

KOHLER GENUINE PARTS

Toilet Name	Toilet Identification		Toilet Details				Tank Cover	
	Toilet Combo K#	Revision Code	Tank K#	Bowl K#	Bowl Shape	K#	Service Part #	
Memoirs Comfort Height w/Classic Design 	3450 - T 3451	aa	4205 - T	4205	elongated	4549-T	84084 88871	
Memoirs Comfort Height w/Classic Design 	3452 3452 - U	aa - bb aa - bb	4454 4454 - U	4257	round	---	84406	
Memoirs Comfort Height w/Stately Design 	3453	aa	one-piece	---	elongated	---	88872	
Folio 	3454	aa	4447	4273	elongated	---	84274	
Revival Lite Revival 	3455	aa	4445	4255	elongated	---	83037	
Devonshire 	3457	aa	4619	4269	elongated	---	---	
Wellworth Pressure Lite 	3458 3458 3458 3458 - LR 3458 - LR 3458 - LR 3458 - RA 3458 - RA 3458 - RA 3458 - T 3458 - T 3458 - T 3458 - T 3458 - T 3458 - TR 3458 - TR	aa ba - da ea fa aa - ba ca da aa ba ca aa ba - da ea fa aa ba ca	4470 4470 4413 4413-ba 4470 4413 4413-ba 4470 4413 4413-ba 4470-T 4470-T 4413 4413-ba 4470 4413 4413-ba	4333	elongated	4471 4471 4471 4471 4471 4471 4471 4471 4471 4471-T 4471-T 4471-T 4471-T 4471-T 4471-T 4471-T	81449 81449 81449 81449 81449 81449 81449 81449 81449 81449 81642 81642 81642 81642 81642 81642 81642	







Trip Lever K#	Service Part #	Toilet Seat		Service Part Numbers			Comments
		Service Part #	Float/Fill Valve	Flush Valve	Flush Ball / Flapper		
9439	85086	4652	74919	87296	87112	85655	
9400	500189	---	optional	85300	84246	85160	
9439	85086	4652	74919	87296	87112	85655	
9438	85085	4652	74919 or 74917	84481	85323	85160	
---	83725	---	85330	83954	83991	84541	
9442	84625	4652	74919	89943	84665	84631	
9434	75707 *	---	optional	---	---	---	75707: left, round hole 75708: left, square hole 75709: right, square hole
9434-L	75709 *						
9436-L	84874 *						
9436-L	84874 *						
9434-R	75709 *						
9436-R	84875 *						
9436-R	84875 *						
9436-R	84875 *						
9436-R	84875 *						
9434	75707 *						84874: left 84875: right
9434-L	75709 *						
9436-L	84874 *						
9434-R	75709 *						
9436-R	84875 *						
9436-R	84875 *						

KOHLER GENUINE PARTS

Toilet Identification			Toilet Details				Tank Cover	
Toilet Name	Toilet Combo K#	Revision Code	Tank K#	Bowl K#	Bowl Shape	K#	Service Part #	
Memoirs w/Stately Design 	3462	aa	4464	4257	round	---	84407	
	3462	bb	4464					
	3462 - U	aa	4464 - U					
	3462 - U	bb	4464 - U					
Couture Water-Guard 	3470	aa ba	4501	4221	elongated	4571 4592	80473 80576	
Couture Lite 	3471 - all but below	aa - ba	4591	4236	elongated	4592	80576	
Couture Eco-Lite	3471 - all but below	ac	4591	4236				
Couture Eco-Lite	3471 - K	aa	4591 - K	4236-K				
Couture Eco-Lite	3471 - KU	aa	4591 - KU	4236-K				
Couture Lite 	3472 - all but below	aa	4591	4237	round	4592	80576	
Couture Lite	3472 - all but below	ab	4591	4237				
Couture Eco-Lite	3472 - K	aa	4591 - K	4237-K				
Couture Eco-Lite	3472 - KU	aa	4591 - KU	4237-K				
Bolton	3475 - EB	---	4509	4200-ET	elongated	4549	84085	
	3475 - T	---	4509 - T	4200		4549-T	84084	
Couture Highline Couture 	3477 3478	aa	4605	4274	elongated	---	85314	
Couture 	3479	aa	4605	4276	elongated	---	85314	
Couture 	3480	aa	4605	4277	round	---	85314	
Portrait Portrait Lite 	3490	aa bb	4590	4217	elongated	4565	80625	
Alouette 	3491 - NA	aa	4601	4207	elongated	4602	80625-IC	

Trip Lever		Toilet Seat		Service Part Numbers			Comments
K#	Service Part #	K#	Service Part #	Float/Fill Valve	Flush Valve	Flush Ball / Flapper	
* Please see the "comments" column.							
9400	500189 85086 500189 85086	---	optional	85300	84246	85160	
9408	30440	---	optional	30654	30651	87449	
9408	30440 30440	---	optional	75422 75422	83991 83991	84541 85160	
9431	84128			84150	84144	84355	
9431	84128			84150	84234	84354	
9408	30440 30440	---	optional	75422 75422	83991 83991	84541 85160	
9431	84128			84150	84144	84355	
9431	84128			84150	84234	84354	
9400	500189	---	optional	30671	89187	87449	
9408	30440	4652 or 4653	74919 or 74917	85300	85431	85160	
9408	30440	4652 or 4653	74919 or 74917	85300	85431	85160	
9408	30440	4662 or 4686	74919 or 74917	85300	85431	85160	
9405	55615 85084	4745	97383	75422	83991	84541 85160	
113	56113	4745	97383	75422	83991	84541	





KOHLER GENUINE PARTS


Toilet Identification			Toilet Details			Tank Cover	
Toilet Name	Toilet Combo K#	Revision Code	Tank K#	Bowl K#	Bowl Shape	K#	Service Part #
		ab					
Wellworth Water-Guard	3500 - EB 3500 - PB 3500 - T	---	4520	4211-ET 4211-PT	elongated round	4556 4556	81509 81509
Wellworth Water-Guard	3502 - C 3502 - CT 3502 - CU 3502 - PB	aa aa aa aa	4520 - C 4520 - CT 4520 - CU 4520	4213 4213-C 4213 4213-PT	round	4556 4556-T 4556 4556	81509 81511 81509 81509
							
Wellworth Water-Guard	3504 - C 3504 - CT 3504 - CU 3504 - PB	aa aa aa aa	4520 - C 4520 - CT 4520 - CU 4520	4215 4215-C 4215 4215-PT	round	4556 4556-T 4556 4556	81509 81511 81509 81509
Wellworth	3510 - PB 3510 - T	--- ---	4524 4524 - T	4216-PT 4216	round	4552 4552-T	81187 81188
Wellworth	3512 - PB 3512 - ET 3512 - T	--- --- ---	4524 4524 4524 - T	4212-PT 4212-ET 4212	round elongated round	4552 4552 4552-T	81187 81187 81188
Wellworth	3514 3514 - T	--- ---	4524 4524 - T	4214	round	4552 4552-T	81187 81188
Northline Water-Guard	3516 - all but below 3516 - CT, T	aa aa	4519 4519 - CT, T	4261 4261-C	elongated	4558 4558-T	80471 80484
							
Highline	3518 3518 - T	--- ---	4524 4524 - T	4222	elongated	4552 4552-T	81187 81188
Wellworth Water-Guard	3520 - all but below 3520 - CT, T 3520 - CR	aa aa aa	4519 4519 - CT, T 4519 - CR	4221 4221-C 4221-C	elongated	4558 4558-T 4558	80471 80484 80471
							
Wellworth Water-Guard	3521 - all but below 3521 - T, UT 3521 - CR	aa aa aa	4519 4519 - T, UT 4519 - CR	4202 4202 - T, UT 4202-C	round	4558 4558-T 4558	80471 80484 80471
							
Trylon	3525 - all but below 3525 - T	---	4524 4524 - T	4235	round	4552 4552-T	81187 81188
Highline Water-Guard	3527 - all but below 3527 - CT 3527 - CR	aa aa aa	4518 4518 - CT 4518 - CR	4224 4224-C 4224-C	elongated	4558 4558-T 4558	80471 80484 80471
							
Highline	3528	---	4524	4223	elongated	4552	81187

K#	Trip Lever		Toilet Seat		Service Part Numbers			Comments
	Service Part #	K#	Service Part #	Float/Fill Valve	Flush Valve	Flush Ball / Flapper		
	85084							
9400	500189	---	optional	30672	30680	87449		
9403 9403 9403 9400	30448 30448 30448 500189	---	optional	30672	30680	87449		
9403 9403 9400	30448 30448 500189	---	optional	30672	30680	87449		
9400	500189	---	optional	30671	89187	87449		
9400	500189	---	optional	30671	89187	87449		
9400	500189	---	optional	30671	89187	87449		
9404-L	30324	---	optional	30653	30649	87449		
9400	500189	---	optional	30671	89187	87449		
9404-L 9404-L 9404-R	30324 30324 84231 *	---	optional	30653	30649	87449	84231: right, diamond hole	
9404-L 9404-L 9404-R	30324 30324 84231 *	---	optional	30653	30649	87449	84231: right, diamond hole	
---	---	---	---	---	---	---		
9404-L 9404-L 9404-R	30324 30324 84231 *	---	optional	30671	89187	87449	84231: right, diamond hole	
9400	500189	4655	76998	30671	89187	---		

KOHLER GENUINE PARTS

Toilet Identification			Toilet Details			Tank Cover	
Toilet Name	Toilet Combo K#	Revision Code	Tank K#	Bowl K#	Bowl Shape	K#	Service Part #
	3528 - T		4524 - T			4552-T	81188

	3530 - all but below 3530 - CT 3530 - CR	aa	4519	4226	elongated	4558	80471	
		aa	4519 - CT 4519 - CR	4226-C 4226-C		4558-T 4558	80484 80471	
	3535 - all but below 3535 - T	aa	4519	4201	round	4558	80471	
		aa	4519 - T			4558-T	80484	
	3536 - all but below 3536 - T	aa	4519	4219	elongated	4558	80471	
		aa	4519 - T			4558-T	80484	
	3537 - EB 3537 - PB 3537 - T	---	4524	4218-ET 4218-PT 4218	elongated round round	4552 4552 4552-T	81187 81187 81188	
		3544	aa	4470	4324	elongated	4471	81449
		3544 - da	ba - da	4470	4324		4471	81449
	3544	ea	4413	4324		4471	81449	
	3544	fa	4413-ba	4324		4471	81449	
	3544 - L	aa	4470	4324-L		4471	81449	
	3544 - L	ba - da	4470	4324-L		4471	81449	
	3544 - L	ea	4413	4324-L		4471	81449	
	3544 - L	fa	4413-ba	4324-L		4471	81449	
	3544 - LR	aa	4470	4324-L		4471	81449	
	3544 - LR	ba	4413	4324-L		4471	81449	
	3544 - LR	ca	4413-ba	4324-L		4471	81449	
	3544 - RA	aa	4470	4324		4471	81449	
	3544 - RA	ba	4413	4324		4471	81449	
	3544 - RA	ca	4413-ba	4324		4471	81449	
	3544 - T	aa	4470	4324		4471-T	81642	
	3544 - T	ba - da	4470	4324		4471-T	81642	
	3544 - T	ea	4413	4324		4471-T	81642	
	3544 - T	fa	4413-ba	4324		4471-T	81642	
	3544 - TL	aa	4470	4324-L		4471-T	81642	
	3544 - TL	ba - da	4470	4324-L		4471-T	81642	
	3544 - TL	ea	4413	4324-L		4471-T	81642	
	3544 - TL	fa	4413-ba	4324-L		4471-T	81642	
	3544 - TR	aa	4470	4324		4471-T	81642	
	3544 - TR	ba	4413	4324		4471-T	81642	
	3544 - TR	ca	4413-ba	4324		4471-T	81642	

	Barrington Pressure Lite	3546	aa	4470	4327	elongated	4471	81449
		3546	ba - da	4470	4327		4471	81449
		3546	ea	4413	4327		4471	81449
		3546	fa	4413-ba	4327		4471	81449
		3546 - L	aa	4470	4327-L		4471	81449
		3546 - L	ba	4470	4327-L		4471	81449
		3546 - L	ca	4413	4327-L		4471	81449
		3546 - L	da	4413-ba	4327-L		4471	81449

Trip Lever		Toilet Seat		Service Part Numbers			Comments
K#	Service Part #	K#	Service Part #	Float/Fill Valve	Flush Valve	Flush Ball / Flapper	






* Please see the "comments" column.

9404-L	30324	---	optional	30653	30649	87449	84231: right, diamond hole
9404-L	30324						
9404-R	84231 *						
9404-L	30324	---	optional	30653	30649	87449	
9404-L	30324	---	optional	30653	30649	87449	
9400	500189	4652 4662 4662-T	74919 74923 74923	30671	89167	---	
9434	75707 *	---	optional	---	---	---	75707: left, round hole 75708: left, square hole 75709: right, square hole 84874: left 84875: right
9434-L	75708 *						
9436-L	84874 *						
9436-L	84874 *						
9434	75707 *						
9434-L	75708 *						
9436-L	84874 *						
9436-L	84874 *						
9434-R	75709 *						
9436-R	84875 *						
9436-R	84875 *						
9434-R	75709 *						
9436-R	84875 *						
9436-R	84875 *						
9434	75707 *						
9436-L	75708 *						
9436-L	84874 *						
9436-L	84874 *						
9434-R	75709 *						
9436-R	84875 *						
9436-R	84875 *						

* Please see the "comments" column.

9434	75707 *	---	optional	---	---	---	75707: left, round hole 75708: left, square hole 75709: right, square hole
9434-L	75708 *						
9436-L	84874 *						
9436-L	84874 *						
9434	75707 *						
9434-L	75708 *						
9436-L	84874 *						
9436-L	84874 *						
9434-R	75709 *						
9436-R	84875 *						








KOHLER GENUINE PARTS

Toilet Identification			Toilet Details			Tank Cover	
Toilet Name	Toilet Combo K#	Revision Code	Tank K#	Bowl K#	Bowl Shape	K#	Service Part #
	3546- RA	aa	4470	4327		4471	81449
	3546- RA	ca	4413	4327		4471	81449
	3546- RA	ca	4413-ba	4327		4471	81449
	3546- T	aa	4470	4327		4471-T	81642
	3546- T	ba - da	4470	4327		4471-T	81642
	3546- T	ea	4413	4327		4471-T	81642
	3546- T	fa	4413-ba	4327		4471-T	81642
	3546- TR	aa	4470	4327		4471-T	81642
	3546- TR	ba	4413	4327		4471-T	81642
	3546- TR	ca	4413-ba	4327		4471-T	81642
Revival		3655 3655-U 3655-BR 3655-G	aa	4445 4445-U	4365	elongated	83037
Confidante		3556	aa	4456	4203	elongated	81588
Confidante		3557	aa	4456	4204	round	81588
Wellworth - Canada		3558- U	aa	4457-UJ	4264	round	84591
Portrait		3591 3591-U	aa aa	4607 4607-UJ	4317	elongated	80625
Piacid		3600	---	one-piece	---	elongated	4540 84080
Channel		3655	---	one-piece	---	elongated	4538 84077
		3655- T	---		---	4538-T	84076
Bolton		3670	---	one-piece	---	round	4538 84077
		3670- T	---		---	4538-T	84076
Solstice		14076	aa	14078	14077	elongated	14079 81310
Pic Wicker		14110	aa	14108	14107	elongated	14109 81307
Northern Lights		14128	aa	14129	---	elongated	14130 81304
Leon		14133	aa	14137	14136	elongated	---
						81313	
Evansong		14143	aa	14147	14146	elongated	14148 80490
Garland		14150	aa	14154	14153	elongated	14155 80576-G
Jamboree		14159	aa	14163	14162	elongated	14164 80483
English Trellis		14178- FL	aa bb	14179-FL	14180-FL	elongated	4565 80625

Trip Lever		Toilet Seat		Service Part Numbers			Comments
K#	Service Part #	K#	Service Part #	Float/Fill Valve	Flush Valve	Flush Ball / Flapper	
9434-R	75709 *						
9436-R	84875 *						84874: left
9436-R	84875 *						84875: right
9434	75707 *						
9434-L	75708 *						
9436-L	84874 *						
9436-L	84874 *						
9434-R	75709 *						
9436-R	84875 *						
9436-R	84875 *						
---	83725	4615	83295	83954	83991 85159	84541 85160	
---	84625	4652	74919	84551	84552	84225	
---	84625	4662	74923	84551	84552	84225	
9404-L	30324	4662	74923	84610	84612	85160	
---	85084	---	optional	87487	87373 87374	85160	
---	---	---	optional	30671	30679	---	
9401	500195	---	optional	30683	30679	---	
9401	500195	---	optional	30683	30679	---	
9423	81611	4653	74917	30652	89187	87449	
9408	30440	---	optional	30654	30651	87449	
9408	30440	---	optional	30654	30651	87449	
9423	81611	4653	74917	30652	89187	87449	
9423	81611	4653	74917	30652	89187	87449	
9408	30440	---	optional	30654	30651	87449	
9423	81611	4653	74917	30652	89187	87449	
---	---	---	optional	30652	89187	87449	
113	56113 85084	---	optional	75422	83991	84541	









* Please see the "comments" column.

KOHLER GENUINE PARTS

Toilet Identification			Toilet Details				Tank Cover	
Toilet Name	Toilet Combo K#	Revision Code	Tank K#	Bowl K#	Bowl Shape	K#	Service Part #	
Epemay 	14178 - EP	aa bb	14179-EP	14180-EP	elongated	---	80625-EP	
Loon Lite 	14210	aa ba	14212	14211	elongated	---	83584	
Peonies & Ivy 	14213 - PS	aa bb	14215 - PS	14214-PS	elongated	---	80576-PS	
Ankara 	14230 - TF	aa ba	one-piece	---	elongated	---	83347	
Crimson Topaz 	14231-TC	---	14233-TC	14232-TC	elongated	---	84406-TC	
Calabria - Revival Lite 	14239 - CL	aa	14241-CL	14240-CL	elongated	---	83037-CL	
Pheasant 	14239-PH	---	14241-PH	4355-96	elongated	---	83037-PH	
Briar Rose 	14239 - BR	aa	14241-BR	14240-BR	elongated	---	83037-BR	
Alouette 	14247	---	14249	14248	elongated	---	80625	

Trip Lever		Toilet Seat		Service Part Numbers			Comments
K#	Service Part #	K#	Service Part #	Float/Fill Valve	Flush Valve	Flush Ball / Flapper	
113	56113	---	optional	75422	83991	84541 85160	
---	83890 84229	---	optional	83891 85301	84028 84609	83948	
---	80631 30440	---	optional	75422	83991	84541 85160	
---	83725	---	85330	84658 84679	84305	84138	
9400	500189	4653-0	---	85300	84246	85160	
---	83725	---	85330	83954	83991	84541	
---	83725	---	85330	83954	83991	84541	
---	83725	---	85330	83954	83991	84541	
---	optional	4755-BR	---	87487	87373 (Unlined)	81560	

KOHLER GENUINE PARTS

Toilet Identification			Toilet Details			Tank Cover	
Toilet Name	Toilet Combo K#	Revision Code	Tank K#	Bowl K#	Bowl Shape	K#	Service Part #
							
Epernay	14247-EP	---	14249-EP	14248-EP	elongated	---	80625-EP
							
English Trellis	14247-FL	aa	14249-FL	14248-FL	elongated	---	80625-FL
							
Garland Lite	14250	aa	14252	14251	elongated	---	80576-G
							
Jamboree Lite	14259	aa ba	14263	14262	elongated	---	83999
							
Prairie Flowers	14290 - WF	aa cc	one-piece	---	elongated	---	81804
							
Fables & Flowers	14290 - TL	aa cc	one-piece	---	elongated	---	81804
							
Dowries Gold	14291 - PD	aa cc	one-piece	---	elongated	---	81804
							

Trip Lever		Toilet Seat		Service Part Numbers			Comments
K#	Service Part #	K#	Service Part #	Float/Fill Valve	Flush Valve or 87374 (Lined)	Flush Ball / Flapper	
---	optional	4755-CP	---	87487	87373 (Unlined) or 87374 (Lined)	81560	
---	optional	4652-0	---	87487	87373 (Unlined) or 87374 (Lined)	85160	
9408	30440	---	optional	75422	83991	84541	
---	83890 84229	4653	74917	85301	84028 84609	83948	
9432	84230 78423	---	optional	85318	83664	83064	
9432	84230 78423	---	optional	85318	83664	83064	
9432	84230 78423	---	optional	85318	83664	83064	

All toilet names are trademarks of Kohler Co.